



MASTER BARBER CANDIDATE INFORMATION BULLETIN

Please refer to our website to check for the most updated information
www.psiexams.com

Contents

PSI NATIONAL EXAMINATIONS - General Information	2
EXAMINATION APPROVAL	2
NAME CHANGE INSTRUCTIONS	2
EXAMINATION PAYMENT AND SCHEDULING	2
ONLINE REGISTRATION	2
REGISTRATION BY TELEPHONE	3
REGISTRATION BY EMAIL	3
REGISTRATION BY STANDARD U.S. MAIL SERVICE	3
CANCELING or RE-SCHEDULING AN EXAMINATION	3
LATE CANCELATION or MISSED EXAMINATION	4
CANDIDATE EXAMINATION ACCOMMODATIONS	4
EXAMINATION REVIEW	4
PSI TEST CENTER EXPERIENCE	4
PSI TENNESEE THEORY EXAMINATION LOCATIONS	4
PSI TENNESEE PRACTICAL EXAMINATION LOCATIONS	6
REPORTING TO THE EXAMINATION SITE	6
REQUIRED IDENTIFICATION FOR ENTRY TO THE EXAMINATION	6
GENERAL SECURITY RULES AND PROCEDURES	7
MASTER BARBER THEORY AND LAW EXAMINATIONS	7
IDENTIFICATION SCREEN	7
TUTORIAL	7
TEST QUESTION SCREEN	8
EXPERIMENTAL QUESTIONS	8
MASTER BARBER THEORY EXAMINATION	8
MASTER BARBER THEORY CONTENT OUTLINE	8
MASTER BARBER EXAMINATION REFERENCES	9
TENNESSEE MASTER BARBER LAW EXAMINATION	10
TENNESSEE LAW EXAMINATION CONTENT OUTLINE	10
TENNESSEE LAW EXAMINATION REFERENCES	10
MASTER BARBER AND TENNESSEE LAW SCORE AND REPORTING INFORMATION	11
OBTAINING A DUPLICATE SCORE REPORT and/or LICENSE APPLICATION	11
PSI NATIONAL PRACTICAL EXAMINATION- IMPORTANT GUIDELINES	11
WORKPLACE INFECTION CONTROL PRECAUTIONS	12
WORKPLACE SAFETY PRECAUTIONS	12
TENNESSEE MASTER BARBER EXAMINATION TOPIC ADMINISTRATION ORDER AND TIME	13
PSI NATIONAL MASTER BARBER PRACTICAL EXAMINATION	14
TOPIC AREA: 1 WORKSTATION PREPARATION ♦ 10 minutes	14
TOPIC AREA: 2 HAIRCUTTING ♦ 30 minutes	14
TOPIC AREA: 3 STRAIGHT RAZOR SHAVING ♦ Varied Timing	15
TOPIC AREA: 4 CHEMICAL WAVE ♦ Varied Timing	16
TOPIC AREA- 5 FOIL HIGHLIGHTS ♦ 10 minutes	17



TOPIC AREA: 6	HYDROXIDE VIRGIN RELAXER ♦ 25 minutes	18
TOPIC AREA: 7	HAIRCOLOR RETOUCH ♦ 25 minutes	18
TOPIC AREA- 8	END OF DAY CLEAN UP ♦ 10 minutes	19
Tennessee Master Barber Examination Registration Form		20
Examination Accommodations Request Form		21
Detailed Registration for an Onsite Examination		
Detailed Registration for a Remote Proctored Examination		

PSI NATIONAL EXAMINATIONS - GENERAL INFORMATION

This Candidate Information Bulletin provides you with information about the PSI National examination and application process for a Master Barber license.

The Tennessee Board of Barber and Cosmetology Examiners has contracted with PSI to conduct the National Barber Cosmetology Program (NBCP) examination. PSI provides examinations through remote proctored computer-based testing, virtual practical exam testing and a network of examination testing facilities in Tennessee. PSI works closely with the State to be certain that examinations meet local as well as national requirements in basic principles and examination development standards.

EXAMINATION APPROVAL

Candidates must be pre-approved to take the examination. The education provider will provide an eligibility electronically to PSI upon a student's successful completion of the course requirements. An email confirmation will be received immediately after the document been submitted.

After your provider has submitted your file to PSI, please go to www.psiexams.com or call 1-(855) 340-3710 to pay the examination fees and schedule for the examination. If PSI does not have your record, please contact your education provider.

The National Master Cosmetologist examination is offered in Vietnamese and Spanish, as well as English.

NAME CHANGE INSTRUCTIONS

If a candidate name differs on any of your paperwork, they will need to include documentation of legal name changes. This may require multiple marriage certificates, or other legal documents, if your name has changed more than once.

EXAMINATION PAYMENT AND SCHEDULING

Candidates must pass the National Master Barber Theory examination before they may and schedule the National Master Barber Practical examination. You have 3 years to pass both portions to qualify for a license. Once you pass both examinations, you have 6 months to apply for license.

EXAMINATION FEES

Master Barber Theory Portion only	\$70
Master Barber Practical Portion only	\$70
Master Barber Reinstatement	\$35

NOTE: EXAMINATION FEES ARE NOT REFUNDABLE OR TRANSFERABLE. THE EXAMINATION FEE IS VALID FOR ONE YEAR FROM THE DATE OF PAYMENT.

ONLINE REGISTRATION

PSI online registration is fast, easy, and available 24 hours a day 7 days a week! This is the most convenient way to schedule and pay for an examination.

Candidates can take advantage of this service by going to the PSI web site www.psiexams.com

Just follow these easy instructions.

- Once on the PSI website, candidates will be directed to create a personal account.
- Enter the email address and the candidates first and last name.



*The name entered *must exactly* match the name that is listed on the candidates' state application or it will not be recognized by our system.

- Select the box; "[Check here to attempt to locate existing records for you in the system](#)".

Once the candidate record is located

- Select the examination the candidate is registering for.
- Enter the candidates Social Security Number.
- The account will be displayed.
- Follow the on-screen instructions to submit payment for the examination.

Once Payment is completed, follow the on-screen instructions to begin the scheduling process.

- Enter the zip code where you would like to take the examination. The following scheduling options will be available.
 - Physical PSI testing locations closest to the zip code entered.
 - Available times to schedule a [Remote Proctored Theory](#) examination.
 - Available times to schedule a [Virtual Proctored Practical](#) examination.
- Once the desired examination option is selected, a list of available dates will be displayed. Select the preferred date and registration process is completed.
- If you encounter and questions or difficulty, please see page23 of this CIB for detailed instructions or contact PSI customer service at (855) 340-3710.

REGISTRATION BY TELEPHONE

You may also choose to schedule over the telephone.

- To register by phone requires a valid credit or debit card (VISA, MasterCard, American Express or Discover).
- Call (855) 340-3710, Monday through Friday, between 6:30 AM and 9:00 PM CST, and Saturday-Sunday between 8:00 AM and 4:30 PM CST, to speak to a live Customer Service Representative.

REGISTRATION BY EMAIL

Email registration may be utilized.

- Complete the [Master Barber Examination Registration Form](#) found at the end of this bulletin
- List on the form your credit card information for payment.
- Email the completed form to:
✓ examschedule@psionline.com Email registrations are accepted 24 hours a day.

Please allow 7-10 business days to process your Registration. After 7-10 business days, Candidates may go online or call PSI to schedule your examination.

REGISTRATION BY STANDARD U.S. MAIL SERVICE

To complete a mail in registration.

- Complete the [Master Barber Examination Registration Form](#) found at the end of this bulletin.
- Examination fees may be paid by debit or credit card (VISA, MasterCard, American Express or Discover), money order, company check, or cashier's check, made payable to PSI Services LLC. Print your name in the memo section of the check or money order so we may ensure the payment is applied to your registration. **CASH AND PERSONAL CHECKS WILL NOT BE ACCEPTED.**
- Mail to:

PSI Licensure: Certification
3210 E Tropicana
Las Vegas, NV 89121

Please allow PSI 14 days to process a mailed registration. After 14 days, candidates may go through the online process or call PSI customer service at (855) 340-3710, Monday through Friday, between 6:30 AM and 9:00 PM CST, and Saturday-Sunday between 8:00 AM and 4:30 PM CST, to schedule their examination.

CANCELING OR RE-SCHEDULING AN EXAMINATION

Candidates may cancel and reschedule an examination without forfeiting your fee if PSI receives a cancellation at **least 48 hours prior** the scheduled examination.

To cancel an examination, use PSI's Internet web site or call PSI at (855) 340-3710, Monday through Friday, between 6:30 am and 9:00 pm, and Saturday-Sunday between 8:00 am and 4:30 pm, Central Time, to speak to a Customer Service Representative.

Leaving a voice mail message will NOT cancel an examination, you need to speak to a Customer Service Representative.



LATE CANCELTION OR MISSED EXAMINATION

Examination fees will be forfeited for the following reasons.

- The candidate DOES NOT cancel the examination at least *48 hours prior* the scheduled time.
- The candidate leaves a voice mail message to attempt to cancel the examination.
- The candidate arrives at the location after the examination start time.
- The candidate does not appear at all for the scheduled examination.
- The candidate does not present proper identification when arriving for the examination.

CANDIDATE EXAMINATION ACCOMMODATIONS

All PSI examination centers are equipped to provide access in accordance with the Americans with Disabilities Act (ADA) of 1990. PSI will meet candidate examination accommodations. A candidate who will require an accommodation to take an examination, must create an account and register to take a PSI National Examination.

The instructions to request an accommodation are listed on the [Exam Accommodations Request Form](#) available at the end of this Candidate Information Bulletin or by [Clicking Here](#).

Requirements for exam accommodation requests:

Candidates are required to submit documentation from the medical authority or learning institution that rendered a diagnosis. Verification must be uploaded to PSI on the letterhead stationery of the authority or specialist and include the following:

- ✓ Description of the disability and limitations related to testing.
- ✓ Recommended accommodation/modification.
- ✓ Name, title and telephone number of the medical authority or specialist.
- ✓ Original signature of the medical authority or specialist.

Candidates must register for an examination prior to requesting an accommodation.

EXAMINATION REVIEW

In cooperation with the Tennessee Board of Cosmetology and Barber Examiners, PSI will consistently evaluate all examinations being administered to ensure that the examinations accurately measure competency in the required areas of knowledge. Comments may be given in writing to the examination proctor at the conclusion of the examination. Candidates may also submit comments on their computer during the theory examination. Comments are entered by clicking the [Comments](#) link on the function bar of the test question screen.

Comments will be received by the PSI examination development staff. PSI will not respond to individuals regarding these comments; however, all comments are reviewed. In the case a discrepancy is found, PSI and the State Board could re-evaluate candidates' results and adjust them accordingly.

Please Note: This is the only method to review the Theory examination questions available to a candidate. There is not a review process for the Practical examination.

PSI TEST CENTER EXPERIENCE

Please visit the following link to watch a short video of the PSI Test Center Experience.

<https://psi.wistia.com/medias/3321yp1ic8>

PSI TENNESEE THEORY EXAMINATION LOCATIONS

The PSI National Master Barber Theory and Tennessee Law examinations are administered at the testing centers listed below:

Cookeville
Cookeville Higher Education Campus
 1000 Neal St.
 Cookeville, TN 38501

Head east on I-40 0.6 mi Take exit 288 for TN-111 toward Livingston/Sparta 0.2 mi Turn left onto TN-111 N (signs for Algood/Livingston) Use the right lane to take the US-70N ramp to Monterey/Cookeville 0.2 mi Turn left onto US-70N W/E Spring St (signs for Cookeville) Pass by Burger King (on the right in 0.2 mi) 0.3 mi Turn left onto Neal St Destination will be on the right 0.8 mi.



Chattanooga
 6918 Shallowford Rd., Suite 314
 Chattanooga, TN 37421

Take I-24 thru Chattanooga. Merge onto I-75 N (toward Knoxville). Take Exit #5 - Shallowford Rd. Turn Left onto Shallowford. The office is on the left.

Jackson
 368 North Parkway, #3
 Jackson, TN 38305

From I-40, Exit 80A onto South 45 Bypass. Third Signal light is North Parkway. Go left onto North Parkway and then go right into the first driveway on your right.

From the South, take Bypass 45 North to North Parkway and go right onto North Parkway and right into first driveway on the right. North Parkway is also known as Business Route 412. Coming from the east on 412, turn left into last driveway on the left. Coming from the West on North Parkway, turn right into the first driveway on the right, after crossing the 45 Bypass.

Johnson City
 904 Sunset Drive, Suite 7A
 Johnson City, TN 37604

Take I-26 to Exit 19 (Old number 36). Go South on Highway 381 (North State of Franklin Road) approximately 2.2 miles. At the 4th light turn left (this is Sunset Drive), go approximately .7 tenths of a mile. There is a large building on the left side of the road. This is 904 Sunset Drive. Suite 7A is in the row of office spaces behind this building.

Knoxville
 301 South Gallaher View Rd Suite 114
 Knoxville, TN 37919

Traveling I-40/I-75 East Bound, take exit # 379 (Bridgewater Rd.) Turn right onto Bridgewater Rd. Turn Left onto Kingston Pike. Turn right onto South Gallaher View Rd.

Memphis
 Apple Tree Center
 6099 Mt. Moriah Extended, Suite 17
 Memphis, TN 38115

Coming North from Mississippi on Interstate Hwy 55, take Interstate Hwy 240 East. Proceed 8.5 miles to Mt. Moriah Rd. Exit. Go South on Mt. Moriah Road 2.2 miles. Apple Tree Center is on the right (just past the intersection with Hickory Hill and Ridgeway roads).

Coming West from Nashville on Interstate 40, exit on Interstate Hwy 240 West (the ring road). Proceed approx. 6.5 miles. Pass Poplar Ave. exit and then take Mt. Moriah Road Exit. Turn left (South) on Mt. Moriah and proceed 2.2 miles to Apple Tree Center on the right.

Coming East on Interstate 40, exit onto Interstate Hwy 240 South. Go approx. 6 miles to the junction with Interstate Hwy 55. Then proceed another 8.5 miles on Interstate Hwy 240 East, passing Airways Blvd., Lamar Ave., Getwell and Perkins Road exits, before exiting on Mt. Moriah Road.

For all going South on Mt. Moriah Rd., take the second entrance into Apple Tree Center. Turn left between the two buildings on the left. Then, proceed to Suite 17, which is the last suite on the left (in Bldg. 6099).

Nashville
 The Oaks
 1100 Kermit Drive, Suite 103
 Nashville, TN 37217

From I-40 East: take exit onto I-24 (Exit 213-A). Take Murfreesboro Road at the first exit (Exit 52). Stay in the right lane on the ramp, as the exit appears while you are still in the curve. On Murfreesboro, stay in the left lane. You will pass Days Inn and Super Gigante grocery on your right. Turn left onto Kermit Drive when there is a McDonalds on your right. PSI is in the first building on your left.

From I-40 West: take exit onto Briley Parkway, turn left onto Briley PWY. Exit onto Murfreesboro Rd. Stay in the right lane. Turn right onto Kermit Drive. PSI is in the first building on your left.



PSI TENNESEE PRACTICAL EXAMINATION LOCATIONS

The PSI National Master Barber Practical portion is administered at the examination centers listed below:

PSI Memphis
Apple Tree Center
6099 Mt. Moriah Extended, Suite 26
Memphis, TN 38115

Coming North from Mississippi on Interstate Hwy 55, take Interstate Hwy 240 East. Proceed 8.5 miles to Mt. Moriah Rd. Exit. Go South on Mt. Moriah Road 2.2 miles. Apple Tree Center is on the right (just past the intersection with Hickory Hill and Ridgeway roads).

Coming West from Nashville on Interstate Hwy 40, exit on Interstate Hwy 240 West (the ring road). Proceed approx. 6.5 miles. Pass Poplar Ave. exit and then take Mt. Moriah Road Exit. Turn left (South) on Mt. Moriah and proceed 2.2 miles to Apple Tree Center on the right.

Coming East on Interstate Hwy 40, exit onto Interstate Hwy 240 South. Go approx. 6 miles to the junction with Interstate Hwy 55. Then proceed another 8.5 miles on Interstate Hwy 240 East, passing Airways Blvd., Lamar Ave., Getwell and Perkins Road exits, before exiting on Mt. Moriah Road.

For all going South on Mt. Moriah Rd., take the second entrance into Apple Tree Center. Turn left between the two buildings on the left. Then, proceed to Suite 17, which is the last suite on the left (in Bldg. 6099).

PSI Nashville
Corporate Park, Bldg. B
444 Metroplex Dr., Suite B100
Nashville, TN 37211

From I-40, exit onto I-24 East. From I-24 Exit #56 onto Harding Place (if exiting from I-24 East, turn left onto Harding, if existing from I-24 West, turn right onto Harding). Turn left at the first traffic light (Metroplex Drive). Turn right into Corporate Park. Go to the last building in the left. A sign in front shows "444 Metroplex". Go to the back of the building to the first floor. Enter through double doors - Ste 100.

PSI Knoxville
9050 Executive Park Dr., Suite 206B
Knoxville, TN 37923

Traveling I-40/I-75 West Bound, take exit #378 (Cedar Bluff Rd.) Then take exit #378B (Executive Park Dr.). At the red light turn right onto Executive Park Dr. Turn right into 9050 on the right (Financial Plaza).

Traveling I-40/I-75 East Bound, take exit # 378 (Cedar Bluff Rd.) At the end of the ramp, at the red light, turn left onto Cedar Bluff Rd. At the 2nd light turn right onto Executive Park Dr. Go past the 1st red light and turn into 9050 on the right (Financial Plaza).

The suite is in the back of the building.

REPORTING TO THE EXAMINATION SITE

Candidates should arrive at least 30 minutes prior to their scheduled examination start time. This allows time for candidates to sign-in and provide PSI with identification verification and be seated.

Candidates who arrive late, will not be admitted to the examination room, and will forfeit all their examination fee(s).

REQUIRED IDENTIFICATION FOR ENTRY TO THE EXAMINATION

Candidates are required to provide 2 forms of identification.

- One I.D. must be a VALID, government issued identification (driver's license, state ID, passport), which bears the candidates name exactly as it appears in the examination registration, signature and photograph or a complete physical description.
 - The second ID must have your signature and preprinted legal name exactly as it appears on the candidate registration form.
- Again, all identification must display the candidates name exactly as it appears in the examination registration form.**

Candidates who are not able to provide the required identification must call (855) 340-3710 at least 21 days prior to the scheduled examination, to discuss possible solutions to this examination requirement.

Candidates failing to provide all required identification at the time of the examination is considered a missed examination, and they will be dismissed.



GENERAL SECURITY RULES AND PROCEDURES

The following security procedures will apply during the examination:

- Candidates may take only approved items into the examination room.
- All personal belongings of candidates should be placed in the secure storage provided at each site prior to entering the examination room. Personal belongings **include, but are not limited to**, the following items:
 - **Electronic devices of any type, including but not limited to; cellular/mobile phones, recording devices, watches, cameras, pagers, laptop computers, tablet computers (e.g., iPads), music players or headphones (e.g., iPods), smart watches, radios, or electronic games.**
 - **Bulky or loose clothing or coats:** For security purposes outerwear such as, but not limited to open sweaters, cardigans, shawls, scarves, hoodies, vests, jackets, and coats are not permitted in the testing room. **In the event you are asked to remove the outerwear, appropriate attire, such as a shirt or blouse should be worn underneath.**
 - **Hats or headgear not worn for religious reasons** or as religious apparel are prohibited including but not limited to hats, baseball caps, or visors.
 - **Other personal miscellaneous items**, including purses, notebooks, reference or reading material, briefcases, backpacks, wallets, pens, pencils, other writing devices, food, drinks, and good luck items.
- Although secure storage for personal items is provided at the examination site for your convenience, PSI is not responsible for any damage, loss, or theft of any personal belongings or prohibited items brought to, stored at, or left behind at the examination site. PSI assumes no duty of care with respect to such items and makes no representation that the secure storage provided will be effective in protecting such items. If prohibited items are found during check-in, candidates will place them in the provided secure storage or leave these items outside the restricted area at their own risk. PSI is not responsible for the security of any personal belongings or prohibited items. Any candidate possessing prohibited items in the examination room shall immediately have his or her test results invalidated, and PSI shall notify the government officials in your state in detail of the occurrence.
- If a candidate leaves any items at the examination site after your examination and do not claim them within 30 days, they will be disposed of or donated, at PSI's sole discretion.
- Person(s) accompanying an examination candidate may not wait in the examination center, inside the building or on the building's property. This applies to guests of any nature, including drivers, children, friends, family, colleagues, or instructors.
- No smoking, eating, or drinking is allowed in the examination center.
- During the check in process, all candidates will be asked if they possess any prohibited items. Candidates may also be asked to empty their pockets and turn them out for the proctor to ensure they are empty. The proctor may also ask candidates to lift the ends of their sleeves and the bottoms of their pant legs to ensure that restricted items do not enter the examination areas.
- Proctors also carefully inspect eyeglass frames, tie tacks, or any other apparel that could be used to harbor a restricted device. Proctors will ask to inspect any such items in candidates' pockets.
- Any candidate seen giving or receiving assistance on an examination, found with unauthorized materials or devices, disrupts the administration of an examination or who violates any security rule or procedure, will be asked to surrender all examination materials and to leave the test center. PSI will notify government officials in your state in detail of the occurrence.
- Copying or communicating examination content is violation of a candidate's contract with PSI, and federal and state law. Either may result in the disqualification of examination results and may lead to legal action.
- Once candidates have been seated and the examination begins, they may leave the examination room only to use the restroom, after obtaining permission from the proctor. Candidates will not receive extra time to complete the examination.

MASTER BARBER THEORY AND LAW EXAMINATIONS

The theory and law examination will be administered using a computer, a mouse and computer keyboard.

IDENTIFICATION SCREEN

You will be directed to a testing station to take the examination. When you are seated at the testing station, you will be prompted to confirm your name, identification number, and the examination for which you registered.

TUTORIAL

Before a candidate begins an examination, an introductory tutorial is provided on their computer screen. The time of the tutorial is not deducted from any examination timing. The tutorial takes up to 15 minutes, sample questions are introduced following the tutorial so that a candidate may familiarize themselves on how questions are written and answered, and how to review their answers.



TEST QUESTION SCREEN

The “function bar” at the top of the test question, provides mouse-click access to any features available while taking the examination. During the examination, one question will appear on the screen at a time. There is also a timer feature that at the top of the screen that displays the time a candidate has remaining.

Note:
Even though a candidate has entered a response to a question, the system will allow the response to be changed anytime the examination is active. Once a candidate signs out of an examination or timing expires; this feature will no longer be available.

The screenshot shows a web-based examination interface. At the top, a status bar displays: "Question: 3 of 40", "Answered: 2", "Unanswered: 1", "Marked: 0", "View: All", and "Time Left(Min): 359". Above this bar are icons for "Mark", "Comments", "Goto", "Help", and "End". The question text is: "3. What do the stars on the United States of America's flag represent?". Below the question, it says "(Choose from the following options)". There are four radio button options: "1. Presidents", "2. Colonies", "3. States", and "4. Wars". At the bottom of the question area are two buttons: "<< Back" and "Next >>".

EXPERIMENTAL QUESTIONS

In addition to the number of examination questions specified in the "Examination Content Outline". There are a small number of "experimental" questions may be administered to candidates during the examinations. There are typically five (5) experimental questions. The results of these questions not included in the final candidate score. Administration of such unscored experimental questions is an essential step in developing future PSI examinations.

MASTER BARBER THEORY EXAMINATION

The examination content outline is prepared and is periodically updated by committees of professionals who are subject matter experts in Master Barbering, Barber instruction, or regulatory issues. The examination content outline identifies areas of importance to licensees for them to perform their duties on the public in a competent and responsible manner.

The content outline lists topics that are on the examination and the number of questions for each topic. We advise candidates not schedule an examination until they are familiar with the topics on the outline. Candidates may use this outline as a guide as well as the examination references as a guide for a pre-examination review.

MASTER BARBER THEORY CONTENT OUTLINE

- I. **Safety and Infection Control (25%)**
 - a. Workstation and environment
 1. Chemical labeling, storage, and disposal
 2. OSHA Safety Data Sheet (SDS)
 - b. Safe working practices
 1. Hand Hygiene
 2. Client protection
 - c. Regulatory agencies
 - d. Infection control
 1. Infectious disease, virus, and pathogen procedures
 2. Cleaning and disinfection
 - a. Single vs. multiuse items
 - b. Disinfectants
 - c. Procedures for cleaning tools, equipment, and work surfaces
 - d. Storage of tools and equipment
 - e. Standard Precautions for blood exposure incidents
 - f. Effective responses for client injury



- II. **Client Consultation (2%)**
 - a. Client intake form
 - b. Client release form
 - c. Contraindications to hair services
- III. **Hair, Scalp, and Skin Analysis (15%)**
 - a. Hair structure/type analysis
 - b. Scalp analysis
 - c. Skin analysis
- IV. **Hairstyling (6%)**
 - a. Blow-dryer and thermal iron maintenance
 - b. Heat Precautions
 - c. Hairstyling tool safety
 - d. Styling infection control precautions
- V. **Haircutting (12%)**
 - a. Haircutting tools
 - 1. Safe use of haircutting razors, maintenance, cleaning, and storage
 - 2. Safe use of haircutting shears, maintenance, cleaning, and storage
 - 3. Haircutting clips, combs, maintenance, cleaning, and storage
 - 4. Safe use of clippers, trimmers and edger, maintenance, cleaning, and storage
- VI. **Chemical Services (15%)**
 - a. Product chemistry safety
 - 1. Hair coloring and lightening chemicals
 - 2. Permanent waving chemicals
 - 3. Chemical relaxing chemicals
 - b. Hair and scalp condition
 - c. Safety precautions
 - 1. Metallic and compound dyes
 - 2. Minerals
 - d. Application procedures
 - 1. Haircolor and lightening application safety
 - 2. Permanent waving application safety
 - 3. Chemical relaxing application safety
- VII. **Shaving (24%)**
 - a. Preparation of face by lather
 - b. Post-shave
 - c. Pre-softening the beard with steam towels
 - d. Shaving strokes as they relate to safety and infection control precautions
 - 1. Freehand
 - 2. Backhand
 - 3. Reverse Freehand
 - 4. Reverse Backhand
- VIII. **Skin Care (2%)**
 - a. Product chemistry safety
 - b. Procedures
 - 1. Skin Analysis
 - 2. Facial chemicals
 - 3. Facial massage
 - 4. Tool/device safety
- XI. **Licensing (10%; 10 questions)**
 - a. Meeting Licensure Requirements/Licensed Duties
 - b. Renewal
 - c. Board Responsibilities and Disciplinary Actions
 - d. Displaying the License
 - e. Salon Owner and Manager Responsibilities
 - f. Change of Address, Contact Information, Ownership
 - g. Displaying Sign Pertaining to Clients' Rights

MASTER BARBER EXAMINATION REFERENCES

This examination is CLOSED BOOK.

The reference materials listed below were used to develop the questions for this examination.



Pivot Point Fundamentals: Barbering, (101B - 113B); ©2018 Pivot Point International, Inc.

1st Edition, 1st Printing, March 2018 ISBN 978-1-940593-95-1

Pivot Point International, Inc.

Contact: info@pivot-point.com 847-886-0500, Ext. 7399

<https://www.pivot-point.com/shop/>

Milady's Standard Professional Barbering 2017

Customer Service: info@milady.com 800.998.7498 ext. 2700

Milady www.miladypro.com

Rules of Tennessee Board of Barbering, Chapter 0200-01: Rules of the Barber Board. March 2018 (Revised) TN Rules of Barber Board Examiners - Ch. 0200-01

Rules of Tennessee Board of Barbering, Chapter 0200-03: Sanitary Rules. March 2018 (Revised) TN Rules of Barber Board Examiners - Ch. 0200-03

Tennessee Code Annotated, Title 62 Professions, Businesses and Trades, Chapter 3- Barbers

<https://advance.lexis.com/container?config=014CJAA5ZGVhZjA3NS02MmMzLTRlZWQtOGJjNC00YzQ1MmZlNzc2YWYKAfBvZENhdGFsb2e9zYpNUjTRaIWVfyrur9ud&crid=3c2fd040-a372-42ba-956a-38a1b1bb21cc&prid=eb3e88f8-8c93-4c59-8b7f-4edc609cac21>

TENNESSEE MASTER BARBER LAW EXAMINATION

Individuals who are under the age of 65 and would like to activate a retired license, must register and pass both the Tennessee Law examination and the PSI National practical examination.

Individuals with licenses that have expired for 3 years or more, must register and pass both the Tennessee Law examination and the PSI National practical examination, to reinstatement of their licenses

Please complete the application form on PSI's website www.psiexams.com.

With Board approval, individuals who are licensed in another state and would like to obtain a Tennessee license, must also register, and pass the Tennessee Law examination and the PSI National practical examination, to license.

TENNESSEE LAW EXAMINATION CONTENT OUTLINE

The following content outline lists the topics that are on the examination and the number of questions for each topic. We recommend not scheduling an examination until a candidate is familiar with the topics in the outline. The examination consists of 25 questions and candidates will have 40 minutes to complete the examination.

- I. **Sanitation, Disinfection, and Safety** (20%; 5 items)
 - a. Cleaning and Disinfecting of Implements and Equipment
 - b. Cleaning and Disinfecting of Work Environment
 - c. Sanitary Procedures and Pathogens
- II. **Licensing** (80%; 20 items)
 - a. Meeting Licensure Requirements/Licensed Duties
 - b. Renewal
 - c. Board Responsibilities and Disciplinary Actions
 - d. Displaying the License
 - e. Salon Owner and Manager Responsibilities
 - f. Change of Address
 - g. Displaying Sign Pertaining to Clients' Rights

TENNESSEE LAW EXAMINATION REFERENCES

This examination is CLOSED BOOK.

The reference materials listed below were used to develop the questions for this examination.

Rules of Tennessee Board of Barbering, Chapter 0200-01: Rules of the Barber Board. March 2018 (Revised) TN Rules of Barber Board Examiners - Ch. 0200-01

Rules of Tennessee Board of Barbering, Chapter 0200-03: Sanitary Rules. March 2018 (Revised) TN Rules of Barber Board Examiners - Ch. 0200-03



Tennessee Code Annotated, Title 62 Professions, Businesses and Trades, Chapter 3- Barbers

<https://advance.lexis.com/container?config=014CJAA5ZGVhZjA3NS02MmMzLTRlZWQtOGJjNC00YzQ1MmZlNzc2YWYKAfBvZENhdGFsb2e9zYpNUjTRaIWVfyrur9ud&crd=3c2fd040-a372-42ba-956a-38a1b1bb21cc&prid=eb3e88f8-8c93-4c59-8b7f-4edc609cac21>

MASTER BARBER AND TENNESSEE LAW SCORE AND REPORTING INFORMATION

Candidates must score at least 70 percent to pass the examination.

Candidates' score reports will be given immediately following completion of the examination. The score reporting process varies as to the examination type.

- **COMPUTER TESTING** - The examination results will appear immediately on the computer screen automatically upon the completion of the examination.
- When candidates utilize the review feature, the examination result will appear immediately on the computer screen automatically upon indication the examination is complete, and they would like to see their results.
 - If the score is **PASS**, candidates receive an on-screen successful notification.
 - If the score is a **NON-PASS**, candidates receive an on-screen un-successful notification, with a diagnostic report indicating strengths and weaknesses that may require further study to pass.
 - Registration forms to retake the examination will be available at the PSI examination site or the previously mentioned processes.
- **PAPER/PENCIL TESTING** - an official score report will be printed at the examination site and given to the candidate.
- **VIRTUAL TESTING** - An official score report will be emailed to the candidate within 24 hours of their examination completion.

To better prepare for the PSI National Master Barber Theory Examination, candidates can now review by taking an online practice examination. Go to www.psiexams.com for more information and to register!

* Practice examinations are intended to aid candidates with live examination questions to study. The purpose is to familiarize a candidate with the general types of questions that will appear on a licensing examination. Questions are **NOT** a substitute for education and study. Scoring well on the practice examination also will not guarantee a positive outcome on the actual licensing examination. This is the **ONLY** official PSI study for the examinations, PSI does not recognize nor endorse other study guides that may be offering information on the PSI National barber and barbering program. The PSI practice examinations are offered to review an unlimited number of times; however, a fee is assessed for each review.

OBTAINING A DUPLICATE SCORE REPORT AND/OR LICENSE APPLICATION

To request a duplicate score report and/or a license application after leaving the examination, candidates may email scorereport@psionline.com or call Customer Service (855) 340-3710.

PSI NATIONAL PRACTICAL EXAMINATION- IMPORTANT GUIDELINES

For practical examination questions or concerns, we recommend candidates and instructors to email barber@psionline.com. Candidates should familiarize themselves with the following instructions to be properly prepared for the examination, prior to registration.

- During the Practical examination, candidates must follow all appropriate rules for client protection that will ensure the health, safety, and welfare of the public.
- A proctor will be monitoring time during the examination. Personal timers are not allowed in the examination room. Candidates will not receive a score for any activities not completed within the allotted topic area time limits. When the proctor gives an instruction to "Please stop working", candidates are to immediately stop what they are doing, stand quietly, and wait for the next instruction to be given.
- Candidates are required to prepare and bring a closable container ("supply kit"), with all products, supplies, and equipment necessary to perform the topic areas included in this examination. The container dimensions should not exceed 24"x24"x24" in in size.
- Candidates are required to bring to the examination two containers to dispose of used items. One marked "Single-use" and one marked "Multi-use". All items used in the examination are categorically disposed of in one of these containers.
- Products that are *not* required to be listed on an actual business SDS sheets may be fictitious with a self-created or actual label attached. Some other substance may be used inside the container to simulate a product.
- Chemical products that are required be listed on SDS sheets in an actual business, are required to be used from the original container with an original manufacturers label attached or in a container with the manufacturers label attached.



- Aniline derivative haircolor, permanent waving lotion, and hydroxide virgin relaxer product must be a *fictitious* product, with a self-created or actual label attached. Please use some other substance such as cholesterol, etc., to simulate the product application to the hair. Candidates will not receive a score for tasks in these topic areas if an actual product is used.
- Candidates may not observe other candidates during the examination. PSI views and responds this behavior as form of cheating. The candidate will be warned up to and including dismissal from the examination. Please focus on individual tasks and do not depend on viewing the performance of other candidates to be successful.
- Candidates' name and/or school names are to be covered on their person and supplies while in the examination.
- The number one safety rule in our industry is: "Following Instructions". There is no necessary or required style or technique a school needs to teach, or a candidate needs to perform. All topic areas are observed in the manner a Master Cosmetologist would normally complete a task. Tasks should be taken seriously and performed as instructed in the examination and to the highest skill level they are capable. Scores are based on the candidate displaying a solid knowledge of workplace Infection Control and Safety Precautions.

WORKPLACE INFECTION CONTROL PRECAUTIONS

Candidates need to be familiar and follow all workplace infection control precautions. Here are some examples of the expectations of the examination as well as an everyday business to familiarize a candidate with some of the industries infection control standards.

- ✓ Cleaning hands before starting a service. Knowing when hands become contaminated and keeping them clean as to not infect a client.
- ✓ Keeping the supply kit from becoming contaminated, such as: returning items to the kit, leaving a kit open or otherwise contaminating a kit. The supply kit represents the clean and disinfected storage in a barber workstation and should be treated as such.
- ✓ Knowledge of single-use and multi-use items and how to dispose of them properly.
- ✓ Disinfecting workstation surfaces and keeping them from becoming contaminated. If a worksurface becomes unhealthy a candidate has the knowledge to know when they would require the station to be cleaned and disinfected.
- ✓ Knowing how to use and dispense products without contamination. For example, double dipping, or any other cross contamination with the skin or worksurfaces.
- ✓ Keeping clients from becoming contaminated by the Cosmetologist.
- ✓ Keeping containers being used from contamination
- ✓ Making sure our tools are clean and disinfected.
- ✓ If blood becomes present during a service, how do we deal with the situation without contaminating ourselves and others.

WORKPLACE SAFETY PRECAUTIONS

Candidates also need to be familiar and follow all workplace safety precautions. Here are some examples of the expectations of the examination as well as an everyday business to familiarize a candidate with some of the industry safety standards.

- ✓ Barbers must know and have a working understanding of workplace safety regulations issued by federal and state regulatory entities.
- ✓ Cross-contamination of chemicals on the workstation.
- ✓ Chemical mixing procedures, storage of chemicals and SDS sheets.
- ✓ Keeping the workstation safe from injury, cleaning up spills and picking up dropped items. Reducing a slip and fall or tripping incidents.
- ✓ Making certain tools and equipment are in safe working order, no frayed or exposed wires, rusty metals, etc.
- ✓ Tools and equipment are used in a safe manner.

TENNESSEE MASTER BARBER EXAMINATION TOPIC ADMINISTRATION ORDER AND TIME

TOPIC AREA: 1	WORKSTATION PREPARATION	10 MINUTES
TOPIC AREA: 2	HAIRCUTTING	30 MINUTES
TOPIC AREA: 3	STRAIGHT RAZOR SHAVING	VARIED TIMING
TOPIC AREA: 3	CHEMICAL WAVE	VARIED TIMING
TOPIC AREA- 4	FOIL HIGHLIGHTS	10 MINUTES
TOPIC AREA: 5	HYDROXIDE VIRGIN RELAXER	25 MINUTES
TOPIC AREA: 6	HAIRCOLOR RETOUCH	25 MINUTES
TOPIC AREA- 7	END OF DAY CLEAN UP	10 MINUTES



PSI NATIONAL MASTER BARBER PRACTICAL EXAMINATION

INSTRUCTIONS:

We would like to welcome you to the PSI National Master Barber Practical examination. The prompter will read instructions for each section, and the proctor will facilitate the timing for each topic area and supervise the examination. Proctors are only permitted to answer general questions that do not direct nor instruct in any manner related to this examination. A Certified National Evaluator is responsible for observing and rating candidate performance and are not allowed to converse with candidates except for to provide specific instruction when required during specific sections of the examination. Candidates are responsible to provide all necessary equipment and supplies needed for the performance of the practical examination. Candidates are not permitted to speak to or assist other candidates throughout the examination. Candidates will be always monitored for scoring. Electronics of any kind are strictly prohibited in the testing facility. Any candidate possessing prohibited items in the testing facility, PSI will stop your examination and you will be required to leave the testing facility. A report to your actions will be submitted to governing authorities. If you need to use the restroom during the examination, please raise your hand for proctor assistance in leaving the examination area. You will be required to sign out and sign back in when returning. Keep in mind the time will continue to elapse and any instructions you miss will not be repeated. Only one candidate at a time may leave the area at a time, please return as quickly as possible. Does anyone have any questions about the instruction you have been given?

TOPIC AREA: 1 WORKSTATION PREPARATION ♦ 10 MINUTES

INSTRUCTIONS: We will begin with **Daily Workstation Preparation**. 10 minutes will be provided to prepare your daily workstation. The proctor will announce when there are 5 minutes left to finish. When you complete your tasks, please stand quietly. Start your preparation, timing begins now.

EVALUATION:

- 1.1 Preparation of daily workstation
- 1.2 Adheres to workplace infection control precautions
- 1.3 Adheres to workplace safety precautions



INSTRUCTION:

- There are 5 minutes left to finish.
- Please stop working, the timing has ended.
- All scoring has been completed. We will now continue the examination.



TOPIC AREA: 2 HAIRCUTTING ♦ 30 MINUTES

INSTRUCTIONS: This evaluation is **Haircutting**. 10 minutes will be provided to set up your haircutting station and prepare your client for a haircut. The proctor will announce when there are 5 minutes left to finish. When you complete your tasks, please stand quietly. Start your preparation, timing begins now.

EVALUATION:

- 2.1 Preparation of workstation for haircutting
- 2.2 Adheres to workplace infection control precautions
- 2.3 Adheres to workplace safety precautions
- 2.4 Preparation of client for haircutting
- 2.5 Adheres to workplace infection control precautions
- 2.6 Adheres to workplace safety precautions



INSTRUCTION:

- There are 5 minutes left to finish.
- Please stop working, the timing has ended.

INSTRUCTIONS: The haircutting evaluation requires the use of clippers and scissors/shears. Cut at least one quarter (1/4) inch of hair from each subsection. Cut the hair with clippers for 5 minutes. The proctor will then direct you to stop. Candidates, begin by cutting hair with shears, start working, timing begins now.

EVALUATION:

- 2.7 Haircutting with clippers
- 2.8 Adheres to workplace infection control precautions
- 2.9 Adheres to workplace safety precautions










INSTRUCTION: Please stop and stand quietly.

INSTRUCTION: You will now cut hair with scissors/shears for 5 minutes, start working timing begins now.



Summary of Comments on MasterBarberCIB.pdf

Page: 15

-
-  Number: 1 Author: Ask PSI Subject: Sticky Note Date: 12/20/2021 2:21:19 PM
Candidates will disinfect their work surfaces. Disinfectant must be viricidal, bactericidal & fungicidal.
The manikin head and stand are also set-up. Candidates need 2 containers for all contaminated or used items to go into. One labeled "Single-use" and one labeled "Multi-use". Set-up all other supplies and products needed throughout a day. **Do not set up any Haircutting supplies at this time**
-
-  Number: 2 Author: PSI Helpful Hint Subject: Sticky Note Date: 12/20/2021 10:47:08 AM
Candidates set up all daily supplies.
For example, a small roll of paper towels, disinfectant, hand sanitizer, spray bottle of water, gloves, etc., may be placed in non-labeled container or zipper plastic bags for use throughout the examination. The container or bag must be non-porous and able to be disinfected.
-
-  Number: 3 Author: PSI Helpful Hint Subject: Sticky Note Date: 12/20/2021 2:21:52 PM
Products that are required a SDS sheet in a salon also need to have a complete manufactures label attached.
-
-  Number: 4 Author: PSI Helpful Hint Subject: Sticky Note Date: 12/20/2021 10:49:02 AM
Candidates must follow all appropriate rules for client protection that will ensure the health, safety, and welfare of the public.
See and follow the example criteria for
"Workplace Infection Control Precautions" and "Workplace Safety Precautions " on page 12 of this CIB. This criteria is scored on every task of this examination. Not learning or practicing these examples will result in a *FAIL* score.
-
-  Number: 5 Author: Ask PSI Subject: Sticky Note Date: 12/20/2021 10:49:56 AM
Candidates will now set-up all Haircutting supplies need to complete the Haircutting evaluation.
-
-  Number: 6 Author: PSI Helpful Hint Subject: Sticky Note Date: 12/20/2021 10:51:18 AM
Candidates will need a "First Aid Kit" and gloves accessible. If a situation happens where they need to address a cut or blood present, they will need to have supplies to perform a blood exposure procedure. (see a textbook referenced, or CDC information for blood exposure procedures)
-
-  Number: 7 Author: Ask PSI Subject: Sticky Note Date: 12/20/2021 11:24:37 AM
Haircutting is about using tools safely, therefore, there is no specific haircut required for this exam. Candidates are now directed to cut hair with clippers for five (5) minutes. Candidates cut hair using subsections cutting at least one quarter (1/4) inch of hair from each subsection, and **must actively cut hair with clippers for the full 5 minutes**. Once directed to stop, please stand quietly & wait for further instruction.

EVALUATION:

- 2.10 Haircutting with a shears/scissors
 2.11 Adheres to workplace infection control precautions
 2.12 Adheres to workplace safety precautions

**INSTRUCTION:**

- Please stop and stand quietly.
- All scoring has been completed. We will not continue the examination.

INSTRUCTIONS: We will now continue with haircutting. 5 minutes will be provided to clean up your haircutting workstation. The proctor will announce when there are 2 minutes left to finish. When you complete your task, please stand quietly. Start your clean up, timing begins now.

EVALUATION:

- 2.13 Cuts minimum 1/4-inch of hair throughout haircut
 2.14 Clean up haircut workstation
 2.15 Adheres to workplace infection control precautions
 2.16 Adheres to workplace safety precautions

**INSTRUCTION:**

- You have 2 minutes left to finish.
- Please stop working, timing has ended.
- All scoring has been completed. We will now continue the examination.



TOPIC AREA: 3 STRAIGHT RAZOR SHAVING ♦ VARIED TIMING

INSTRUCTIONS: This evaluation is Straight Razor Shaving. 10 minutes will be provided to set up your Straight Razor Shaving workstation and prepare your client for a straight razor shave. The proctor will announce when there are 5 minutes left to finish. You will be required to steam and lather the face. When you complete your tasks, please stand quietly. Start your preparation, timing begins now.

EVALUATION:

- 3.1 Preparation of workstation for straight razor shaving
 3.2 Adheres to workplace infection control precautions
 3.3 Adheres to workplace safety precautions
 3.4 Preparation of client for straight razor shaving
 3.5 Adheres to workplace infection control precautions
 3.6 Adheres to workplace safety precautions

**INSTRUCTION:**

- There are 5 minutes left to finish.
- Please stop working, the timing has ended.

INSTRUCTIONS: The shaving with a straight razor evaluation requires the use of a straight razor with a blade. The Examiner will direct you when you demonstrate each stroke. Please demonstrate each stroke and stand back until further instruction is given. Please stand quietly and wait for the examiner.

NOTE: Examiner will evaluate each candidate independently

EXAMINER INSTRUCTION: Demonstrate the freehand stroke, begin now.

EVALUATION:

- 3.7 Demonstration of a freehand stroke
 3.8 Adheres to workplace infection control precautions
 3.9 Adheres to workplace safety precautions



EXAMINER INSTRUCTION: Demonstrate the reverse freehand stroke, begin now.

EVALUATION:

- 3.10 Demonstration of a reverse freehand stroke
 3.11 Adheres to workplace infection control precautions
 3.12 Adheres to workplace safety precautions



-
-  Number: 1 Author: Ask PSI Subject: Sticky Note Date: 12/20/2021 11:27:29 AM
Candidates are now directed to cut hair with scissors/shears for five (5) minutes. Candidates cut hair using subsections cutting at least one (1) inch of hair from each subsection, and **must actively cut hair with a scissors/shears for the full 5 minutes**. Once directed to stop, please stand quietly & wait for further instruction.
-
-  Number: 2 Author: Ask PSI Subject: Sticky Note Date: 12/20/2021 11:29:32 AM
Candidates are now asked to clean-up their haircutting evaluation. The workstation, client and floor must be clear of hair and debris. Tools, product, & supplies used only for the haircut are to be disposed of in the proper container.
-
-  Number: 3 Author: PSI Helpful Hint Subject: Sticky Note Date: 12/20/2021 11:36:58 AM
Brooms and dustpans are provided to use at the test center.
Please dispose of hair in the trash can provided at the testing site before handing off broom and dustpan to the next candidate.
Hair is the only trash to be deposited into this trash, it will be removed after the haircutting evaluation is finished.
-
-  Number: 4 Author: PSI Helpful Hint Subject: Sticky Note Date: 12/20/2021 11:33:27 AM
Don't forget to leave the the daily supplies on the workstation for use throughout the examination.
-
-  Number: 5 Author: Ask PSI Subject: Sticky Note Date: 12/20/2021 11:46:50 AM
Candidates will now set-up all supplies needed to complete the straight razor shaving evaluation.
-
-  Number: 6 Author: PSI Helpful Hint Subject: Sticky Note Date: 12/20/2021 11:57:16 AM
Candidates will use a live razor blade to demonstrate the shaving strokes.
A small can of aerosol shave cream is permitted to use for the straight razor shave. No other aerosols are permitted to be used in the examination.
-
-  Number: 7 Author: Ask PSI Subject: Sticky Note Date: 12/20/2021 11:53:17 AM
Candidates will analyze the skin, shave drape their client, steam with a barber towel, and lather the entire face for shaving.
Stand quietly and wait for the examiner to instruct you on demonstrating the shaving strokes.
-
-  Number: 8 Author: Ask PSI Subject: Sticky Note Date: 12/20/2021 12:26:43 PM
Candidates will demonstrate a single freehand stroke in an area on the face the freehand stroke is utilized.
-
-  Number: 9 Author: Ask PSI Subject: Sticky Note Date: 12/20/2021 12:27:58 PM
Candidates will demonstrate a single reverse freehand stroke in an area on the face the reverse freehand stroke is utilized.
-

EXAMINER INSTRUCTION: *Demonstrate a backhand stroke, begin now.*

EVALUATION:

- 3.10 Demonstration of a backhand stroke
- 3.11 Adheres to workplace infection control precautions
- 3.12 Adheres to workplace safety precautions



EXAMINER INSTRUCTION: *Demonstrate of a reverse backhand stroke, begin now.*

EVALUATION:

- 3.10 Demonstration of a reverse backhand stroke
- 3.11 Adheres to workplace infection control precautions
- 3.12 Adheres to workplace safety precautions



EXAMINER INSTRUCTION: *Please stop and stand quietly.*

INSTRUCTIONS: *We will now continue with shaving with a straight razor. 5 minutes will be provided to clean up you're shaving with a straight razor workstation. The proctor will announce when there are 2 minutes left to finish. When you complete your task, please stand quietly. Start your clean up, timing begins now.*

EVALUATION:

- 3.14 Clean-up Shaving with a Straight Razor workstation
- 3.15 Adheres to workplace infection control precautions
- 3.16 Adheres to workplace safety precautions



INSTRUCTION:

- *You have 2 minutes left to finish.*
- *Please stop working, timing has ended.*
- *All scoring has been completed. We will now continue the examination.*

TOPIC AREA: 4 CHEMICAL WAVE ♦ VARIED TIMING

INSTRUCTIONS: *This evaluation is Chemical Wave. 10 minutes will be provided to set up your workstation for a chemical wave and prepare your client for a chemical service. Divide the head into 5 sections. The proctor will announce when there are 5 minutes left to finish. When you complete your task, please stand quietly. Candidates start your preparation, timing begins now.*

EVALUATION:

- 4.1 Preparation of chemical wave workstation
- 4.2 Adheres to workplace infection control precautions
- 4.3 Adheres to workplace safety precautions
- 4.4 Preparation of client for chemical wave
- 4.5 Adheres to workplace infection control precautions
- 4.6 Adheres to workplace safety precautions



INSTRUCTION:

- *You have 5 minutes left to finish.*
- *Please stop working, timing has ended.*

INSTRUCTIONS: *10 minutes will be provided to wrap 3 permanent wave rods in one section of the head. The proctor will announce when there are 5 minutes left to finish. When you complete your tasks, please stand quietly. The examiner will direct you to demonstrate saturation and a test curl. Candidates start your chemical wave, timing begins now.*







EVALUATION:

- 4.7 Wrap 3 permanent wave rods
- 4.8 Adheres to workplace infection control precautions
- 4.9 Adheres to workplace safety precautions



INSTRUCTION:

- *You have 5 minutes left to finish.*
- *Please stop working, timing has ended.*
- *Stand quietly and wait for the examiner.*

-
-  Number: 1 Author: Ask PSI Subject: Sticky Note Date: 12/20/2021 12:41:11 PM
Candidates will demonstrate a single backhand stroke in an area on the face the backhand stroke is utilized.
-
-  Number: 2 Author: Ask PSI Subject: Sticky Note Date: 12/20/2021 12:42:20 PM
Candidates will demonstrate a single reverse backhand stroke in an area on the face the reverse backhand stroke is utilized.
-
-  Number: 3 Author: Ask PSI Subject: Sticky Note Date: 12/20/2021 12:44:04 PM
The shaving with a straight razor workstation is cleared of all wave tools, supplies and products. Single use and multi use items are placed in the appropriate containers.
-
-  Number: 4 Author: Ask PSI Subject: Sticky Note Date: 12/20/2021 11:39:48 AM
Candidates will now set-up all supplies needed to complete the Chemical Wave evaluation. Perform a scalp analysis, and prepare a client for a chemical wave service. The hair also needs to be divided in to 4 sections on the head for the chemical service evaluations.
-
-  Number: 5 Author: PSI Helpful Hint Subject: Sticky Note Date: 12/20/2021 12:51:27 PM
Rod size is appropriate for the length of the hair to be wrapped *at least* 1 1/2 turns around the rod. Any wrapping technique with a paper(s) may be used (bookend, double wrap, etc.) to wrap the rods.
-
-  Number: 6 Author: Ask PSI Subject: Sticky Note Date: 12/20/2021 12:50:42 PM
Candidates will have 10 minutes to subsection and wrap 3 permanent waving rods in any one of the 4 sections created on the head.
-

Note: Examiner will evaluate each candidate after all candidates have finished wrapping and provide the following instruction.

EXAMINER INSTRUCTION: Please saturate, stand back quietly when you finish.

EVALUATION:

- 4.10 Saturation demonstration on all wrapped rods
- 4.11 Adheres to workplace infection control precautions
- 4.12 Adheres to workplace safety precautions



EXAMINER INSTRUCTION: Please perform a test curl, stand back quietly when you finish.

EVALUATION:

- 4.13 Demonstration of a test curl
- 4.14 Adheres to workplace infection control precautions
- 4.15 Adheres to workplace safety precautions



EXAMINER INSTRUCTION: Thank you, please stand quietly and wait for further instructions.

INSTRUCTIONS: We will now continue the chemical wave. 5 minutes will be provided to remove all rods and clean up your chemical wave workstation. The proctor will announce when there are 2 minutes left to finish. When you complete your tasks, please stand quietly. Start your clean up, timing begins now.

EVALUATION:

- 4.16 Clean-up of chemical wave workstation
- 4.17 Adheres to workplace infection control precautions
- 4.18 Adheres to workplace safety precautions



INSTRUCTIONS

- You have 2 minutes left to finish.
- Please stop working, timing has ended.

TOPIC AREA- 5 FOIL HIGHLIGHTS ♦ 10 MINUTES

INSTRUCTIONS: This evaluation is Foil Highlights. 10 minutes will be provided to set up your workstation and prepare your client for a foil highlight. The proctor will announce when there are 5 minutes left to finish. When you complete your tasks, please stand quietly. Candidates start your preparation, timing begins now.

EVALUATION

- 5.1 Preparation of workstation for foil highlights
- 5.2 Adheres to workplace infection control precautions
- 5.3 Adheres to workplace safety precautions
- 5.4 Preparation of client for foil highlights
- 5.5 Adheres to workplace infection control precautions
- 5.6 Adheres to workplace safety precautions



INSTRUCTION:

- You have 5 minutes left to finish.
- Please stop working, timing has ended.

INSTRUCTION: 10 minutes will be provided to place 3 foils in one section of the head. The proctor will announce when there are 5 minutes left to finish. When you complete your tasks, please stand quietly. Candidates start your foils, timing begins now.

EVALUATION:


- 5.7 Apply three (3) highlight foils
- 5.8 Adheres to workplace infection control precautions
- 5.9 Adheres to workplace safety precautions





INSTRUCTION


- You have 5 minutes left to finish.
- Please stop working, timing has ended.


INSTRUCTION: We will now continue the foil highlight. 5 minutes will be provided to clean up your foil highlight workstation. The proctor will announce when there are 2 minutes left to finish. When you complete your tasks, please stand quietly. Start your clean up, timing begins now.


 Number: 1 Author: PSI Helpful Hint Subject: Sticky Note Date: 12/20/2021 12:52:05 PM
The solution used to saturate must have a label on the container and be filled with a fictitious liquid such as water.
Do not use actual waving lotion!


 Number: 2 Author: Ask PSI Subject: Sticky Note Date: 12/20/2021 12:46:04 PM
The Examiner will ask you to saturate . Candidates should perform the saturation *process* as outlined in the referenced textbooks on *all three* (3) rods that are wrapped.

 Number: 3 Author: Ask PSI Subject: Sticky Note Date: 12/20/2021 12:54:04 PM
Candidates should perform the test curl on any one (1) rod as outlined in the text books referenced.

 Number: 4 Author: Ask PSI Subject: Sticky Note Date: 12/20/2021 12:53:44 PM
The chemical waving workstation is cleared of all wave tools, supplies and products. Single use and multi use items are placed in the appropriate containers

 Number: 5 Author: Ask PSI Subject: Sticky Note Date: 12/20/2021 12:55:08 PM
Candidates will set-up their workstation for the foil highlights application. Perform a scalp analysis and prepare their client for a foil highlighting service.

 Number: 6 Author: Ask PSI Subject: Sticky Note Date: 12/20/2021 12:55:58 PM
Candidates will apply lightener/bleach on three (3) foils to one of the remaining 4 sections on the head. There are no required application techniques, slice, weave, etc. may be utilized.

 Number: 7 Author: PSI Helpful Hint Subject: Sticky Note Date: 12/20/2021 12:57:48 PM
Candidates must use foil. The product container needs to be labeled "lightener" or "Bleach" and contain a fictitious product such as cholesterol to apply as the lightener or bleach.
Do not use an actual lightener!

EVALUATION

- 5.10 Clean up of foil highlight workstation
- 5.11 Adheres to workplace infection control precautions
- 5.12 Adheres to workplace safety precautions

**INSTRUCTIONS:**

- You have 2 minutes left to finish
- Please stop working, timing has ended
- All scoring has been completed. We will now continue the examination

TOPIC AREA: 6 HYDROXIDE VIRGIN RELAXER ♦ 25 MINUTES

INSTRUCTIONS: This evaluation is Hydroxide Virgin Relaxer. 10 minutes will be provided to set up your workstation and prepare your client for a hydroxide virgin relaxer. The proctor will announce when there are 5 minutes left to finish. When you complete your tasks, please stand quietly. Candidates start your preparation, timing begins now.

EVALUATION:

- 6.1 Preparation of virgin relaxer workstation
- 6.2 Adheres to workplace infection control precautions
- 6.3 Adheres to workplace safety precautions
- 6.4 Preparation of client for a virgin relaxer
- 6.5 Adheres to workplace infection control precautions
- 6.6 Adheres to workplace safety precautions

**INSTRUCTION:**

- You have 5 minutes left to finish.
- Please stop, the timing has ended.

INSTRUCTIONS: 10 minutes will be provided to apply 3 subsections of a hydroxide virgin relaxer in one section of the head. The proctor will announce when there are 5 minutes left to finish. When you complete your tasks, please stand quietly. Candidates start your hydroxide virgin relaxer, timing begins now.

EVALUATION:

- 6.7 Apply a virgin relaxer to three (3) individual subsections
- 6.8 Adheres to workplace infection control precautions
- 6.9 Adheres to workplace safety precautions

**INSTRUCTION:**

- You have 5 minutes left to finish.
- Please stop, the timing has ended.

INSTRUCTIONS: We will now continue the hydroxide virgin relaxer. 5 minutes will be provided to clean up your hydroxide virgin relaxer workstation. The proctor will announce when there are 2 minutes left to finish. When you complete your tasks, please stand quietly. Start your clean up, timing begins now

EVALUATION

- 6.10 Clean-up of hydroxide virgin relaxer workstation
- 6.11 Adheres to workplace infection control precautions
- 6.12 Adheres to workplace safety precautions

**INSTRUCTION:**

- You have 2 minutes left to finish.
- Please stop, the timing has ended.
- All scoring has been completed. We will now continue the examination.

TOPIC AREA: 7 HAIRCOLOR RETOUCH ♦ 25 MINUTES

INSTRUCTION: This evaluation is Haircolor Retouch. 10 minutes will be provided to set up your workstation and prepare you client for a haircolor retouch. The proctor will announce when there are 5 minutes left to finish. When you complete your task, please stand quietly. Candidates start your preparation, timing begins now.



Number: 1 Author: Ask PSI Subject: Sticky Note Date: 12/20/2021 12:58:29 PM

The foil highlight workstation is cleared of all tools, supplies and products. Single use and multi use items are placed in the appropriate containers.



Number: 2 Author: Ask PSI Subject: Sticky Note Date: 12/20/2021 12:59:09 PM

Candidates will set-up their workstation for a hydroxide virgin relaxer application. Perform a scalp analysis and prepare their client for a hydroxide virgin relaxer service.



Number: 3 Author: Ask PSI Subject: Sticky Note Date: 12/20/2021 1:00:01 PM

Candidates will apply a complete virgin relaxer application to three (3) subsections of hair on one of the remaining 3 sections of the head.



Number: 4 Author: Psi Helpful Hint Subject: Sticky Note Date: 12/20/2021 1:00:48 PM

The product container needs to be labeled "Relaxer" and contain a fictitious product such as cholesterol to apply as the relaxer product.

Do not use an actual relaxer!



Number: 5 Author: Ask PSI Subject: Sticky Note Date: 12/20/2021 1:01:28 PM

The hydroxide virgin relaxer workstation is cleared of all tools, supplies and products. Single use and multi use items are placed in the appropriate containers.

EVALUATION:

- 7.1 Preparation of haircolor retouch workstation
- 7.2 Adheres to workplace infection control precautions
- 7.3 Adheres to workplace safety precautions
- 7.4 Preparation of client for a haircolor retouch
- 7.5 Adheres to workplace infection control precautions
- 7.6 Adheres to workplace safety precautions

**INSTRUCTION:**

- You have 5 minutes left to finish.
- Please stop, the timing has ended.

INSTRUCTION: 10 minutes will be provided to apply there (3) subsections of a 2-inch haircolor retouch in one section of the head. The proctor will announce when there are 5 minutes left to finish. When you complete your tasks, please stand quietly. Candidates start your haircolor retouch, timing begins now.

EVALUATION:

- 7.7 Apply a 2-inch retouch to three individual subsections of hair
- 7.8 Adheres to workplace infection control precautions
- 7.9 Adheres to workplace safety precautions

**INSTRUCTIONS:**

- You have 5 minutes left to finish.
- Please stop, timing has ended.

INSTRUCTION: We will now continue the haircolor retouch. 5 minutes will be provided to cleanup your haircolor retouch workstation. The proctor will announce when there are 2 minutes left to finish. When you complete your tasks, please stand quietly. Start your cleanup, timing begins now.

EVALUATION:

- 7.10 Clean up of haircolor retouch section
- 7.11 Adheres to workplace infection control precautions
- 7.12 Adheres to workplace safety precautions

**INSTRUCTIONS:**

- You have 2 minutes left to finish.
- Please stop working, the timing has ended.
- All scoring has been completed. We will now continue the examination.

TOPIC AREA- 8 END OF DAY CLEAN UP ♦ 10 MINUTES

INSTRUCTIONS: This evaluation is End of Day Clean Up. 10 minutes will be provided to clean up your workstation. The proctor will announce when there are 5 minutes left to finish. When you complete your tasks, please stand quietly. Candidates start your daily clean up, timing begins now.

EVALUATION:

- 8.1 Day end cleanup of workstation
- 8.2 Adheres to workplace infection control precautions
- 8.3 Adheres to workplace safety precautions







**INSTRUCTION:**

- You have 5 minutes left to finish.
- Please stop working, the timing has ended.
- All scoring has been completed. We will now continue the examination.

FINAL INSTRUCTIONS: This concludes the PSI National Master Barber examination. Please clear your work area of all items you brought into the room, make certain your floor is clear of hair and debris, and wipe your workstation with disinfectant. When you are finished, raise your hand, and wait for the proctor to sign off your work area. You will be given your score report upon exiting the building. Please direct any questions about your results to the email address or phone number listed on your score report. We cannot answer any questions about the examination or your test results. Master Barber candidates begin your examination clean up

PSI would like to thank you for coming today and best wishes in your exciting new career. Have a great day, you are excused.



-
-  Number: 1 Author: Ask PSI Subject: Sticky Note Date: 12/20/2021 1:02:32 PM
Candidates will set-up their workstation for a haircolor retouch application. Perform a scalp analysis and prepare their client for a chemical service.
-
-  Number: 2 Author: Ask PSI Subject: Sticky Note Date: 12/20/2021 1:03:32 PM
Candidates will apply a two inch haircolor retouch application to three (3) individual subsections in one of the two remaining sections of the head.
-
-  Number: 3 Author: PSI Helpful Hint Subject: Sticky Note Date: 12/20/2021 1:04:46 PM
The product container needs to be labeled "Color" and contain a fictitious product such as cholesterol to apply as the hair color.
Do not use an actual haircolor !
-
-  Number: 4 Author: Ask PSI Subject: Sticky Note Date: 12/20/2021 1:05:31 PM
The haircolor retouch workstation is cleared of all tools, supplies and products. Single use and multi use items are placed in the appropriate containers.
-
-  Number: 5 Author: Ask PSI Subject: Sticky Note Date: 12/20/2021 1:06:22 PM
Candidates will completely break down the examination workstation. Tools, products, and supplies will all be placed in the proper container.
-
-  Number: 6 Author: PSI Helpful Hint Subject: Sticky Note Date: 12/20/2021 1:07:00 PM
Do not return any items to the storage kit at this time. All discarded items are placed in one of the two labeled containers, single -use or multi-use.



TENNESSEE MASTER BARBER EXAMINATION REGISTRATION FORM

Before you begin. . .

Read the Candidate Information Bulletin before filling out this registration form. You must provide all information requested and submit the appropriate fee. PLEASE TYPE OR PRINT LEGIBLY. Registration forms that are incomplete, illegible, or not accompanied by the proper fee will be returned unprocessed. Registration fees are not refundable or transferable.

1. Legal Name: _____

Last Name
First Name
Middle Name
2. Social Security: - - (FOR IDENTIFICATION PURPOSES ONLY)
3. Mailing Address: _____

Number, Street
(Must be a physical address, PO Boxes are NOT accepted)
Apt/Ste

City
State
Zip Code
4. Telephone: Home _____ Office _____
5. Email _____
6. School Code:
7. Examination: (Check one) ☐ Master Barber Theory Portion only (\$70) ☐ Master Barber Practical Portion only (\$70)
☐ Master Barber Reinstatement (\$35)
 (Check one): ☐ FIRST TIME ☐ RETAKE
8. Total Fee Included: \$ _____. You may pay by credit card, company check, cashier's check or money order.
9. Make your check or money order payable to PSI and note your Social Security # on it.
 If paying by credit card, check one: ☐ VISA ☐ MasterCard ☐ American Express ☐ Discover
 Card Number: _____ Exp. Date: _____
 Card Verification No: _____ *The card verification number may be located on the back of the card (the last three digits on the signature strip) or on the front of the card (the four digits to the right and above the card account number).*
 Billing Street Address: _____ Billing Zip Code: _____
 Cardholder Name (Print): _____ Signature: _____
10. Affidavit: I certify that the information provided on this registration form (and/or telephonically to PSI) is correct. I understand that falsification of information may result in denial of licensure. I have read and understand the examination information bulletin.
 Signature: _____ Date: _____

IF YOU ARE REGISTERING BY MAIL OR FAX, SIGN AND DATE THIS REGISTRATION FORM ON THE LINES PROVIDED.

Complete and forward this registration form with the applicable examination fee to:

PSI licensure: certification * ATTN: Examination Registration TN COS

3210 E Tropicana * Las Vegas, NV * 89121

Fax (702) 932-2666 * (855) 340-3710 * TTY (800) 735-2929

www.psiexams.com

TENNESSEE MASTER BARBER EXAMINATION REGISTRATION FORM





EXAM ACCOMMODATIONS REQUEST FORM

All examination centers are equipped to provide access in accordance with the Americans with Disabilities Act (ADA) of 1990.

Applicants with disabilities or those who would otherwise have difficulty taking the examination request for alternative arrangements by [Clicking Here](#) or scan the QR code below and select "Test Accommodations Request" from the ticket category.



Requirements for exam accommodation requests:

You are required to submit documentation from the medical authority or learning institution that rendered a diagnosis. Verification must be uploaded to PSI on the letterhead stationery of the authority or specialist and include the following:

- Description of the disability and limitations related to testing
- Recommended accommodation/modification
- Name, title and telephone number of the medical authority or specialist
- Original signature of the medical authority or specialist

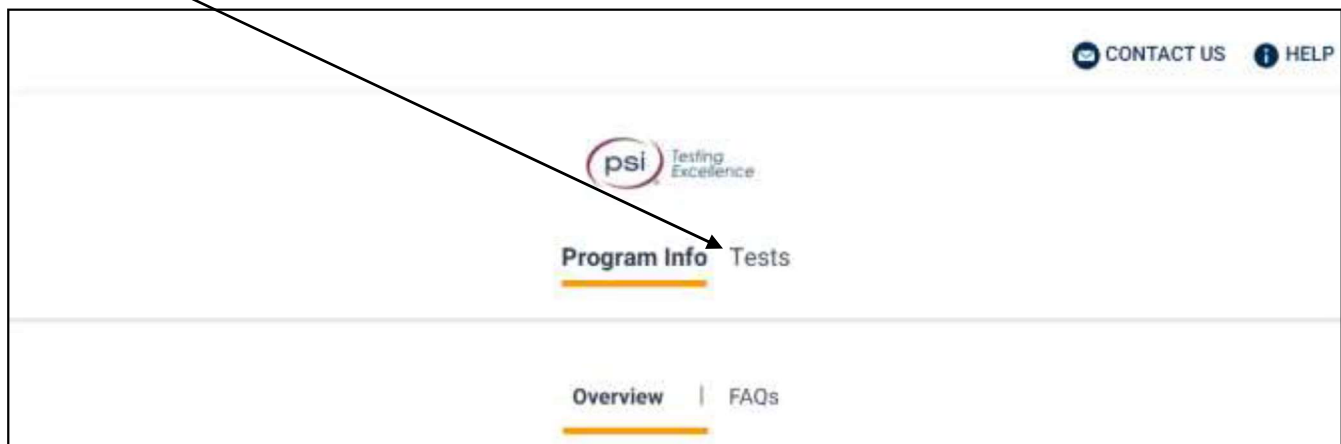
MAKE SURE YOU ARE REGISTERED FOR THE EXAMINATION BEFORE REQUESTING EXAMINATION ACCOMMODATIONS

PSI licensure:certification
3210 E Tropicana
Las Vegas, NV 89121

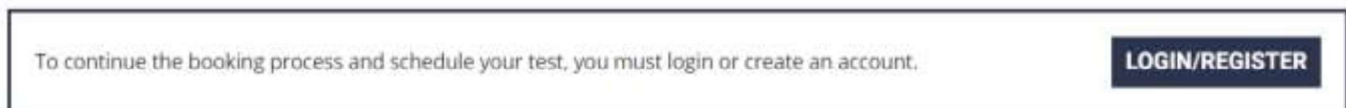
[EXAMINATION ACCOMMODATIONS REQUEST FORM](#)



1. You will receive an eligibility email from PSI. Select the link imbedded in the email.
2. Select **TESTS** to create an account.



3. Select the examination and you are ready to create an account. Select **LOGIN/REGISTER**.



4. You will be prompted to **CREATE AN ACCOUNT** with PSI.

The first and last name must be the same as you provided on your Lamaze application and match exactly with your current, valid, government-issued ID.

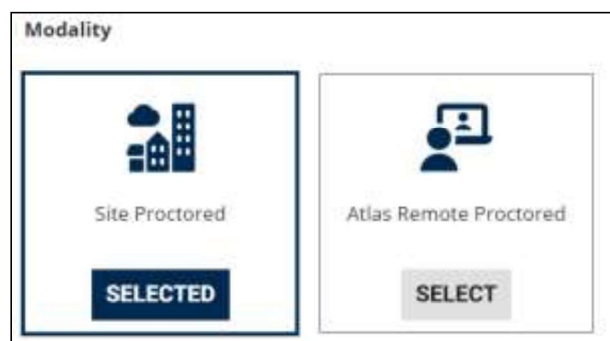
The screenshot shows a registration form with the following fields and requirements:

- ID *
- First Name *
- Middle Name
- Last Name *
- Generation
- Email *
- Password *
- Confirm Password *

Your password must contain:

- At least one capital letter A-Z
- At least one lower case letter a-z
- At least one number 0-9
- At least one special character !@#V/\$%V/^&V*
- At least 8 and up to 32 characters

5. Select your test format: (Test Center) or (Remote Proctored).



Scheduling at a Test Center

1. Enter the “City or Postal Code” and select **FIND**.

Search Test Center Location

City, province, or postal code

Radius
5



2. Select a date and time to book an appointment.

Choose a Date and Time

<

October 2021

>

Sun	Mon	Tue	Wed	Thu	Fri	Sat
					1	2
3	4	5	6	7	8	9
10	11	12	13	14	15	16
17	18	19	20	21	22	23
24	25	26	27	28	29	30
31						

☐ Available ☒ Selected

Time slots available for
October 08, 2021

08:00 AM

01:30 PM

3. You are now ready to pay.

Payment

Billing Address

Address 1 *

Address 2

Address 3

City *


Order Summary

Commercial Contractor Practice Test
Mechanical Bus and Law \$100.00 USD

Total Price

CONTINUE

4. Once payment has been made you will receive a message confirming the test center, booked date, and booked time.

Booking Confirmed!!  [Print Confirmation](#)

Email Address:
asingla81@psionline.com

Home Phone:
111224444

Office Phone:
2221112345

Scheduling via Remote Proctor

1. Select a date and time to book an appointment.

Choose a Date and Time

October 2021

Sun	Mon	Tue	Wed	Thu	Fri	Sat
					1	2
3	4	5	6	7	8	9
10	11	12	13	14	15	16
17	18	19	20	21	22	23
24	25	26	27	28	29	30
31						

☐ Available ☒ Selected

Time slots available for October 08, 2021

08:00 AM

01:30 PM

2. You are now ready to pay.

Payment

Billing Address

Address 1 *

Address 2

Address 3

City *

Order Summary

Commercial Contractor Practice Test

Mechanical Bus and Law \$100.00 USD

Total Price

CONTINUE

3. Once payment has been made you will receive a message confirming the booked date and booked time. Please review the booking before selecting **CONFIRM**.

Review Booking:

Email Address: asingla81@psionline.com Home Phone: 111224444 Office Phone: 2221112345

Wednesday, October 06, 2021

5:30 PM Pacific Time

Before taking your remote online proctored exam, please check system compatibility - click [HERE](#)

☒ By continuing, you agree to The Company's [Conditions of Use And Privacy Notice](#)

CONFIRM

4. Your booking will now display in your account. You will be able to LAUNCH your test within 30 minutes of your booked test time.

IMPORTANT: BE SURE TO CHECK THE COMPATIBILITY OF YOUR COMPUTER to include Audio/Video Check, Webcam Check and System Check. Prior to testing, **CLICK HERE**.

Bookings: ?

1 exam 0 exams 22 exams until test

Wednesday, October 06, 2021 Add to Calendar +

5:30 PM Pacific Time

[Print Receipt](#)

[More Information](#)

Before taking your remote online proctored exam, please check system compatibility - click: [HERE](#)

Online Proctored (Live). Click the Launch button at your scheduled test time.

LAUNCH

By not starting your test within 15 minutes after your booked time, you forfeit your test fee or test eligibility. Fees and test eligibilities are non-refundable. If you have any questions regarding your compatibility check, or if you experience issues launching your test, you may contact PSI's technical support team at (844) 267-1017.